








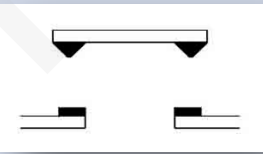









HBGQ22 SERIES mounting hole : Φ 22


Order Code - Configurazione di un modello

Configura un pulsante o un interruttore impiegando la seguente simbologia :

						
Fronte Front Shape	Contatti Contact configuration	Led Lamp Type	Contatti Oper. Type	Colore Led color	Volt Led Led volt.	Materiale Material
F : flat round H : H round C : concave G : H concave	11 : 1NO 1NC 22 : 2NO 2NC S : screw terminal J : solder terminal  Action of selector and Key - lock button Azione del selettore 1 Keep 3 Full- momentary	D : dot led E : ring led  Operation position of selector and key - lock button : Posizione del selettore 2 Position 2 3 Position 3	Z : latching X : selector Y : key-lock M : buzzer SM : flash buz. No letter : Push button Pulsante	R Red G Green Y Yellow O Orange B Blue W White	6 12 24 36 110 220	N = Nickel plated brass S = Stainless S. A = Zn-Al Alloy

Description - Descrizione	Figura
Diagramm each single contact Schema elettrico (singolo contatto)	
Symbol Simbolo	
Nota : Diagramm is referred for one single contact Riferito ad ogni singolo contatto	Can be configured two sets of switches: C1 and C2 (C1 = 11 1NCNO C2 = 22 2NONC) . +/- pins are led terminals Possono essere configurati due serie di contatti, C1 singolo e C2 doppio : (C1 = 11 1NONC C2 = 22 2NONC) I terminali +/- appartengono al diodo led.

LampType	LED lamp(AC/DC)			Lamp Circuit Diagram			
LEDColor							
Life	40000hours(Reference)						
RatedVoltage	AC/DC6V	AC/DC12V	AC/DC110V				
	AC/DC24V	AC/DC36V	AC/DC220V				
RatedCurrent	About15mA		About3mA				
Dropping Way	Innerresistance		Outerresistance when using6Vlamp				



Using AC/DC led lamp. Terminals have no difference of anode and cathode.
 Non c'è differenza di polarità ai terminali del led. Collegando una resistenza esterna si può adattare il funzionamento del led ad una tensione superiore : ad esempio il led interno è di 5V. Con una resistenza esterna da 1K il led può funzionare a 12V.

HBGQ22 SERIES mounting hole : Φ 22



Installation effect - Installazione: estetica pannello frontale

Esempio d' ordine

Pulsante tipo Domed terminali a vite :

HBGQ22**B10**

Pulsante tipo Flat a vite

HBGQ22**F10**

Pulsante tipo High round con terminali a saldare :

HBGQ22**H10J**

Pulsante tip Domed con terminali a saldare :

HBGQ22**D10J**



Terminali a vite

Terminali a saldare

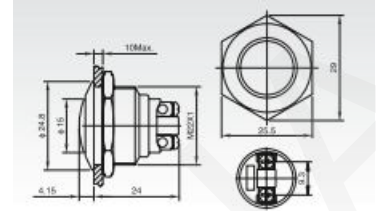
Profilo installazione pulsanti serie HBGQ22 - 10

HBGQ22 -10 SERIES mounting hole : Φ 22



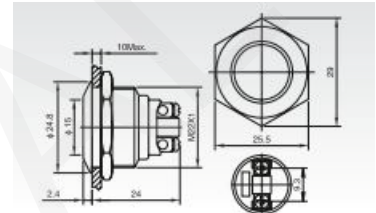
HBGQ22B-10 ©

- Mounting hole size : 22mm
- Switch rating : 2A 36Vdc
- Contact configuration : 1 x NO
- Operation type : Momentary
- The crust material : Stainless steel
- Protection degree : IP65 IK09
- Domed



HBGQ22F-10 ©

- Mounting hole size : 22mm
- Switch rating : 2A 36Vdc
- Contact configuration : 1 x NO
- Operation type : Momentary
- The crust material : Stainless steel
- Protection degree : IP65 IK09
- Flat round



	HBGQ22B-10	HBGQ22F-10
Terminal Type	Screw terminal	Screw terminal
Switch type	X : Two terminal breakpoints slow moving contact	
Switch specifications	2A 36Vdc	2A 36Vdc
Contact Resistance (m Ω)	≤ 50	≤ 50
Insulation Resistance (M Ω)	≥ 1000	≥ 1000
Dielectric Strength (VAC)	2000	2000
Operating Temperature	-20°C ~ +55°C	-20°C ~ +55°C
Mechanical Life (times)	> 1.000.000	> 1.000.000
Electrical Life (times)	> 200.000	> 200.000
Panel Thickness (mm)	1 ~ 10	1 ~ 10
Torque (Nm)	5 ~ 14	5 ~ 14
Operating Pressure (N)	about 4	about 4
Operating Stroke (mm)	about 1,8	about 1,8
Protection Degree	IP65, IK09	IP65, IK09
Contact	Silver Alloy	Silver Alloy
Button	Stainless steel Mirror – Spiral pattern	
Case	Stainless steel – Nickel plated brass	
Base	PBT	PBT

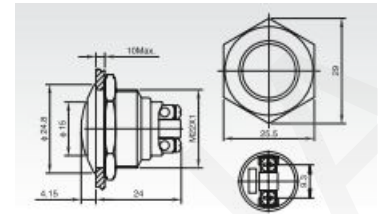
Material

HBGQ22 - 10 SERIES mounting hole : Φ 22



HBGQ22H-10 ©

- Mounting hole size : 22mm
- Switch rating : 2A 36Vdc
- Contact configuration : 1 x NO
- Operation type : Momentary
- The crust material : Stainless steel
- Protection degree : IP65 IK09
- High round



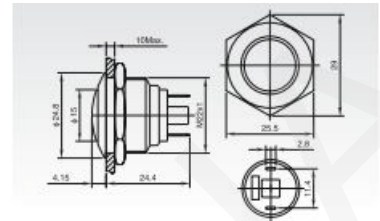
	HBGQ22H-10	
Terminal Type	Screw terminal	
Switch type	X : Two terminal breakpoints slow moving contact	
Switch specifications	2A 36Vdc	
Contact Resistance (m Ω)	≤ 50	
Insulation Resistance (M Ω)	≥ 1000	
Dielectric Strength (VAC)	2000	
Operating Temperature	-20°C ~ +55°C	
Mechanical Life (times)	> 1.000.000	
Electrical Life (times)	> 200.000	
Panel Thickness (mm)	1 ~ 10	
Torque (Nm)	5 ~ 14	
Operating Pressure (N)	about 4	
Operating Stroke (mm)	about 1,8	
Protection Degree	IP65, IK09	
Contact	Silver Alloy	Material
Button	Stainless steel Mirror – Spiral pattern	
Case	Stainless steel – Nickel plated brass	
Base	PBT	

HBGQ22 -10J SERIES mounting hole : Φ 22



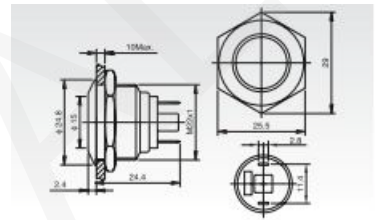
HBGQ22B-10J ©

- Mounting hole size : 22mm
- Switch rating : 2A 36Vdc
- Contact configuration : 1 x NO
- Operation type : Momentary
- The crust material : Stainless steel
- Protection degree : IP65 IK09
- Domed



HBGQ22F-10J ©

- Mounting hole size : 22mm
- Switch rating : 2A 36Vdc
- Contact configuration : 1 x NO
- Operation type : Momentary
- The crust material : Stainless steel
- Protection degree : IP65 IK09
- Flat round



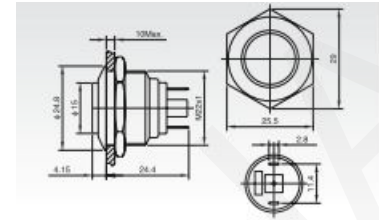
	HBGQ22B-10J	HBGQ22F-10J
Terminal Type	Pin terminal 2,8 x 0,5mm	Pin terminal 2,8 x 0,5mm
Switch type	X : Two terminal breakpoints slow moving contact	
Switch specifications	2A 36Vdc	2A 36Vdc
Contact Resistance (m Ω)	≤ 50	≤ 50
Insulation Resistance (M Ω)	≥ 1000	≥ 1000
Dielectric Strength (VAC)	2000	2000
Operating Temperature	-20°C ~ +55°C	-20°C ~ +55°C
Mechanical Life (times)	> 1.000.000	> 1.000.000
Electrical Life (times)	> 200.000	> 200.000
Panel Thickness (mm)	1 ~ 10	1 ~ 10
Torque (Nm)	5 ~ 14	5 ~ 14
Operating Pressure (N)	about 4	about 4
Operating Stroke (mm)	about 1,8	about 1,8
Protection Degree	IP65, IK09	IP65, IK09
Contact	Silver Alloy	Silver Alloy
Button	Stainless steel Mirror – Spiral pattern	
Case	Stainless steel – Nickel plated brass	
Base	PBT	PBT

Material

HBGQ22 – 10J SERIES mounting hole : Φ 22



- Mounting hole size : 22mm
- Switch rating : 2A 36Vdc
- Contact configuration : 1 x NO
- Operation type : Momentary
- The crust material : Stainless steel
- Protection degree : IP65 IK09
- High round












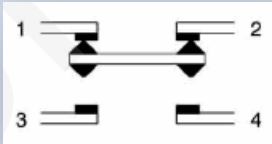

	HBGQ22H-10J	
Terminal Type	Pin terminal 2,8 x 0,5 mm	
Switch type	X : Two terminal breakpoints slow moving contact	
Switch specifications	2A 36Vdc	
Contact Resistance (m Ω)	≤ 50	
Insulation Resistance (M Ω)	≥ 1000	
Dielectric Strength (VAC)	2000	
Operating Temperature	-20°C ~ +55°C	
Mechanical Life (times)	> 1.000.000	
Electrical Life (times)	> 200.000	
Panel Thickness (mm)	1 ~ 10	
Torque (Nm)	5 ~ 14	
Operating Pressure (N)	about 4	
Operating Stroke (mm)	about 1,8	
Protection Degree	IP65, IK09	
Contact	Silver Alloy	Material
Button	Stainless steel Mirror – Spiral pattern	
Case	Stainless steel – Nickel plated brass	
Base	PBT	

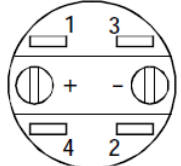
HBS1-AGQ SERIES mounting hole : Φ 19

Order Code - Configurazione di un modello

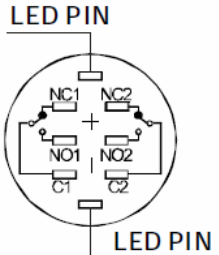
Configura un pulsante o un interruttore impiegando la seguente simbologia :

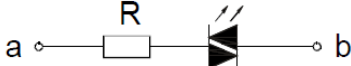
						
Fronte Front Shape	Contatti Contact configuration	Led Lamp Type	Contatti Oper. Type	Colore Led color	Volt Led Led voltage	Materiale Material
F : flat round H : H round C : concave G : H concave B : domed	11 : 1NO 1NC 22 : 2NO 2NC  Action of selector and Key - lock button Azione del selettore 1 Keep 3 Full- momentary	D : dot led E : ring led  Operation position of selector and key - lock button : Posizione del selettore 2 Position 2 3 Position 3	Z : latching X : selector Y : key-lock M : buzzer SM : flash buz. No letter : Push button Pulsante	R Red G Green Y Yellow O Orange B Blue W White	6 12 24 36 110 220	N = Nickel plated brass S = Stainless S. A = Zn-Al Alloy

Description - Descrizione	Figura
Diagramm each single contact Disposizione dei contatti	
Symbol Simbolo	
Nota : All terminals are separated contacts Tutti i contatti sono tra loro indipendenti	1,2 is normally close contact NC 3,4 is normally open contact NO +/- pin led terminal 1,2 contatto NC 3,4 contatto NA I terminali +/- appartengono al diodo led.




1, 2 for NC
3, 4 for NO
+, - for LED



LampType	LED lamp(AC/DC)			Lamp Circuit Diagram	 <p>Using AC/DC led lamp. Terminals have no difference of anode and cathode. Non c'è differenza di polarità ai terminali del led. Collegando una resistenza esterna si può adattare il funzionamento del led ad una tensione superiore : ad esempio il led interno è di 5V. Con una resistenza esterna da 1K il led può funzionare a 12V.</p>
LEDColor	R G Y O B W				
Life	40000hours(Reference)				
RatedVoltage	AC/DC6V	AC/DC12V	AC/DC110V		
	AC/DC24V	AC/DC36V	AC/DC220V		
RatedCurrent	About15mA		About3mA		
Dropping Way	Innerresistance		Outerresistance when using6Vlamp		

HBS1-AGQ22 SERIES mounting hole : Φ 22



Installation : front panel - Installazione : pannello frontale

Esempio d' ordine

Pulsante 1 contatto con segnalazione led Ring colore verde, tensione led 12V, acciaio :

HBS1-AGQ22**11EG**12S

Configurazione come sopra ma con DOT led colore blu, **pulsante** :

HBS1-AGQ**11DB**12S

Interruttore nessuna segnalazione, terminali PIN, acciaio

HBS1-AGQ**11ZS**

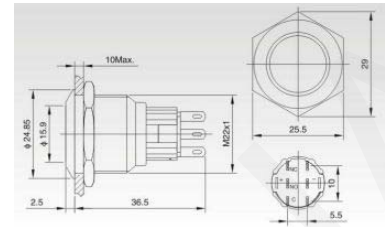


Profilo installazione pulsanti serie HBS1 -AGQ22 HBGQ22 - 11

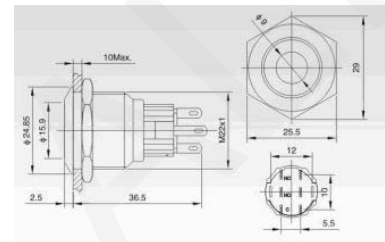
HBS1-AGQ22 SERIES mounting hole : Φ 22



- Mounting hole size : 22mm
- Switch rating : 2A 250Vac1
- Contact configuration : 1 x NONC 2 x NONC
- Operation type : Momentary or Latching
- The crust material : Stainless steel
- Protection degree : IP67 IK09
- Flat round



- Mounting hole size : 22mm
- Switch rating : 2A 250Vac1
- Contact configuration : 1 x NONC 2 x NONC
- Operation type : Momentary or Latching
- The crust material : Stainless steel
- Protection degree : IP67 IK09
- Flat round DOT illumination



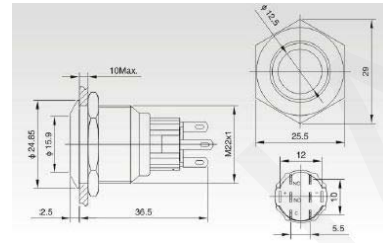
	HBS1-AGQ22	HBS1 – AGQ22 D	
Terminal Type	Pin Terminal (2.8 x 0.5mm)	Pin Terminal (2.8 x 0.5mm)	
Switch type	C : Single breakpoint snap-action changeover contacts		
Switch specifications	Ith: 5A / Ui: 250VAC	Ith: 5A / Ui: 250VAC	
Contact Resistance (mΩ)	≤ 50	≤ 50	
Insulation Resistance (MΩ)	≥ 1000	≥ 1000	
Dielectric Strength (VAC)	2000	2000	
Operating Temperature	-20°C ~ +55°C	-20°C ~ +55°C	
Mechanical Life (times)	> 1.000.000	> 1.000.000	
Electrical Life (times)	> 50.000	> 50.000	
Panel Thickness (mm)	1 ~ 10	1 ~ 10	
Torque (Nm)	5 ~ 14	5 ~ 14	
Operating Pressure (N)	about 3 ~ 5	about 3 ~ 5	
Operating Stroke (mm)	about 3,1	about 3,1	
Protection Degree	IP67, IK09	IP67, IK09	
Contact	Silver Alloy	Silver Alloy	Material
Button	Stainless Steel	Stainless Steel	
Case	Stainless Steel	Stainless Steel	
Base	PBT	PBT	
Type		Dot illuminated LED	Lamp Parameter
Rated Voltage (Vac-dc)		6/12/24/110/220	
Color		<input checked="" type="checkbox"/> <input checked="" type="checkbox"/> <input checked="" type="checkbox"/> <input checked="" type="checkbox"/> <input checked="" type="checkbox"/> <input checked="" type="checkbox"/>	
Life	50000 hours	50000 hours	

HBS1-AGQ22 HBGQ22-11 SERIES mounting hole : Φ 22



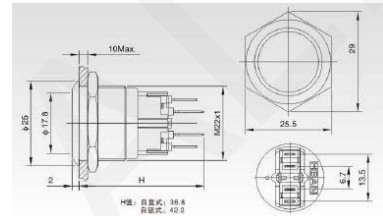
HBS1-AGQ22 □ E ■ ▲ ▲ ◎

- Mounting hole size : 22mm
- Switch rating : 5A 250Vac1
- Contact configuration : 1 x NONC 2 x NONC
- Operation type : Momentary or Latching
- The crust material : Stainless steel
- Protection degree : IP67 IK09
- Flat round Ring illuminated



HBGQ22-11 ■ ◎

- Mounting hole size : 22mm
- Switch rating : 5A 250Vac1
- Contact configuration : 1 NO 1 NC
- Operation type : Momentary or Latching
- The crust material : Stainless steel
- Protection degree : IP65 IK09
- Flat round



	HBS1-AGQ22 E	HBGQ22 - 11
Terminal Type	Pin Terminal (2.8 x 0.5mm)	Pin Terminal (2.8 x 0.5mm)
Switch type	C : Single breakpoint snap-action changeover contacts	ZA : Double break fast motion changeover contact
Switch specifications	Ith: 5A / Ui: 250VAC	Ith: 5A / Ui: 250VAC
Contact Resistance (m Ω)	≤ 50	≤ 50
Insulation Resistance (M Ω)	≥ 1000	≥ 1000
Dielectric Strength (VAC)	2000	2000
Operating Temperature	-20°C ~ +55°C	-20°C ~ +55°C
Mechanical Life (times)	> 1.000.000	> 1.000.000
Electrical Life (times)	> 50.000	> 50.000
Panel Thickness (mm)	1 ~ 10	1 ~ 6
Torque (Nm)	5 ~ 14	5 ~ 14
Operating Pressure (N)	about 3 ~ 5	about 5,5
Operating Stroke (mm)	about 3,1	about 2,5
Protection Degree	IP67, IK09	IP65, IK10
Contact	Silver Alloy	Silver Alloy
Button	Stainless Steel	Stainless Steel
Case	Stainless Steel	Stainless Steel
Base	PBT	PA
Type	Dot illuminated LED	
Rated Voltage (Vac-dc)	6/12/24/110/220	
Color	R G Y O B W	
Life	50000 hours	

Material

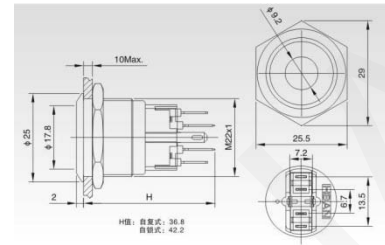
Lamp Parameter

HBGQ22-11 SERIES mounting hole : Φ 22



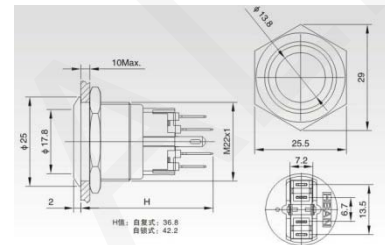
HBGQ22-11D ■ ▲ ▲ ◎

- Mounting hole size : 22mm
- Switch rating : 5A 250Vac1
- Contact configuration : 1 NO 1 NC
- Operation type : Momentary or Latching
- The crust material : Stainless steel
- Protection degree : IP67 IK09
- Flat round DOT illuminated



HBGQ22-11E ■ ▲ ▲ ◎

- Mounting hole size : 22mm
- Switch rating : 5A 250Vac1
- Contact configuration : 1 NO 1 NC
- Operation type : Momentary or Latching
- The crust material : Stainless steel
- Protection degree : IP65 IK09
- Flat round Ring illuminated



	HBGQ22 - 11 D	HBGQ22 - 11 E	
Terminal Type	Pin Terminal (2.8 x 0.5mm)	Pin Terminal (2.8 x 0.5mm)	
Switch type	ZA : Double break fast motion changover contact		
Switch specifications	Ith: 5A / Ui: 250VAC	Ith: 5A / Ui: 250VAC	
Contact Resistance (mΩ)	≤ 50	≤ 50	
Insulation Resistance (MΩ)	≥ 1000	≥ 1000	
Dielectric Strength (VAC)	2000	2000	
Operating Temperature	-20°C ~ +55°C	-20°C ~ +55°C	
Mechanical Life (times)	> 1.000.000	> 1.000.000	
Electrical Life (times)	> 50.000	> 50.000	
Panel Thickness (mm)	1 ~ 10	1 ~ 6	
Torque (Nm)	5 ~ 14	5 ~ 14	
Operating Pressure (N)	about 3 ~ 5	about 5,5	
Operating Stroke (mm)	about 3,1	about 2,5	
Protection Degree	IP67, IK09	IP65, IK10	
Contact	Silver Alloy	Silver Alloy	Material
Button	Stainless Steel	Stainless Steel	
Case	Stainless Steel	Stainless Steel	
Base	PBT	PA	
Type	Dot illuminated LED	Ring illuminated LED	Lamp Parameter
Rated Voltage (Vac-dc)	6/12/24/110/220	6/12/24/110/220	
Color	R G Y O B W	R G Y O B W	
Life	50000 hours		